




FITTING INSTRUCTIONS FOR RAD0108



THIS KIT CONTAINS THE ITEMS PICTURED AND LABELLED OVER PAGE.

SOME PARTS MAY BE SHOWN FOR CLARITY OF INSTRUCTIONS ONLY.

DO NOT PROCEED UNTIL YOU ARE SURE ALL PARTS ARE PRESENT.

PLEASE READ ALL INSTRUCTIONS BEFORE PROCEEDING.

**IF IN ANY DOUBT WHEN FITTING OUR PRODUCTS, CONSULT ONE OF OUR DEALERS
OR HAVE FITTED BY A QUALIFIED TECHNICIAN.**

PLEASE NOTE THAT THE WAY THE KIT IS PACKED DOES NOT NECESSARILY REPRESENT THE WAY OF
MOUNTING TO THE BIKE.

IN THE EVENT OF RUBBER WASHERS BEING USED TO HOLD COMPONENTS ONTO BOLTS,
THESE RUBBER WASHERS CAN BE THROWN AWAY.

DIGITAL COPIES OF THESE INSTRUCTIONS ARE AVAILABLE FROM:

WWW.RG-RACING.COM



<u>TOOLS REQUIRED</u>	<u>GENERAL TORQUE SETTINGS</u>
<ul style="list-style-type: none"> • SET OF ALLEN KEYS. • NEEDLE NOSE PLIERS. • CABLE CUTTERS OR SCISSORS. <ul style="list-style-type: none"> • 10mm SOCKET 	<p>M4 BOLT = 8Nm</p> <p>M5 BOLT = 12Nm</p> <p>M6 BOLT = 15Nm</p> <p>M8 BOLT = 20Nm</p> <p>M10 BOLT = 40Nm</p> <p>M12 BOLT = 40Nm</p>


LEGEND

ITEM NO.	DESCRIPTION	QTY
ITEM 1	RAD0108 RADIATOR GUARD	1
ITEM 2	RADIATOR CABLE TIE (4-PACK)	1
ITEM 3	RSG0005 BUBBLE STICKERS	3
ITEM 4	RSG0002 SMALL STICKERS	2
ITEM 5	100mm SELF-ADHESIVE FOAM	2


FITTING PICTURES



Picture 1




Picture 2




Picture 3



Picture 4



Picture 5



Picture 6

FITTING INSTRUCTIONS

- To fit the radiator guard to the bike, cut the foam strip provided into 10mm wide pieces and stick them to the back of the radiator guard frame, so that they sit between the radiator guard and the radiator.
- Undo and remove the 2 bolts on the upper rad cowl shown in **Picture 1**.
- Undo and remove the 2 nuts on the front face of the rad cowl shown in **Picture 2** taking care not to drop the washers behind.
- Repeat the above steps for the opposite side of the bike.
- Undo and remove the 2 lug spacers shown in **Pictures 3 & 4**.
- Fit the radiator guard into place locating on the 4 protruding studs as shown in **Picture 5**.
- Reattach the spacers shown in **Pictures 3 & 4** to secure the bottom of the rad guard.
- Place the outer rad cowls over the top of the rad guard and secure the 4 nuts removed in step 2. The bottom mounts of the rad guard should sit behind the spacer & cowl as shown in **picture 6**.
- Tighten the 4 bolts removed in step 1 to secure the cowls in place.

R&G Racing

Unit 1, Shelley's Lane, East Worldham, Alton, Hampshire, GU34 3AQ

Tel: +44 (0)1420 89007 Fax: +44 (0)1420 87301 www.rg-racing.com Email: info@rg-racing.com



ISSUE 2 – 19/1/2022 (MH)

CONSUMER NOTICE

The catalogue description and any exhibition of samples are only broad indications of the Products and R&G may make design changes which do not diminish their performance or visual appeal and supplying them in such state shall conform to the order. The Buyer acknowledges no representation or warranty (other than as to title) has been given or will apply to the Products other than those in R&G's order or confirmation and the Buyer confirms it has chosen the Products as being of merchantable quality and suitable for its particular purposes. Where R&G fits the Products or undertakes other services it shall exercise reasonable skill and care and rectify any fault free of charge unless the workmanship has been disturbed. The Buyer is responsible for ensuring that the warranty on the motorcycle is not affected by the fitting of the Products. On return of any defective Products R&G shall at its option either supply a replacement or refund the purchase money but shall not be liable if the Products have been modified or used or maintained otherwise than in accordance with R&G's or manufacturer's instructions and good engineering practice or if the defect arises from accident or neglect. Other than identified above and subject to R&G not limiting its liability for causing death and personal injury, it shall not be liable for indirect or consequential loss and otherwise its liability shall be limited to the amounts paid by the Buyer for the Products or the fitting or service concerned. These terms do not affect the Buyer's statutory rights.

R&G RACING RETURNS POLICY (NON-FAULTY GOODS)

Returns must be pre-authorized (if not pre-authorized the return will be rejected). Goods may only be returned direct to us if they were purchased direct from us (customer must prove if necessary). Otherwise to be returned to original vendor. Goods must be in re-sellable condition, in the opinion of R&G Racing. All returns are subject to a 25% restocking and handling fee (25% of the gross value exc. P&P – at the prevailing price at time of purchase). The customer must pay any and all carriage charges. No returns of discontinued products, unless within 14 days of purchase. This policy does not affect your statutory rights and does not refer to faulty goods.


R&G Racing

Unit 1, Shelley's Lane, East Worldham, Alton, Hampshire, GU34 3AQ

Tel: +44 (0)1420 89007 Fax: +44 (0)1420 87301 www.rg-racing.com Email: info@rg-racing.com



NOTICE DE MONTAGE POUR RAD0108



CE KIT CONTIENT LES ARTICLES ILLUSTRÉS ET ÉTIQUETÉS SUR LA PAGE.

CERTAINES PARTIES PEUVENT ÊTRE PRÉSENTES UNIQUEMENT POUR LA CLARTÉ DES INSTRUCTIONS.

NE PAS PROCÉDER AU MONTAGE TANT QUE VOUS N'ÊTES PAS SÛR QUE TOUTES LES PIÈCES SOIENT PRÉSENTES.

VEUILLEZ LIRE TOUTES LES INSTRUCTIONS AVANT DE CONTINUER.

EN CAS DE DOUTE LORS DU MONTAGE DE NOS PRODUITS, CONSULTEZ UN DE NOS REVENDEURS OU FAITES APPEL À UN TECHNICIEN QUALIFIÉ.

VEUILLEZ NOTER QUE LA FAÇON DONT LE KIT EST EMBALLÉ NE REPRÉSENTE PAS NECESSAIREMENT LA MANIÈRE DE LE MONTER SUR LA MOTO.

SI DES RONDELLES EN CAOUTCHOUC SONT UTILISÉES POUR MAINTENIR LES COMPOSANTS SUR LES BOULONS, ELLES PEUVENT ÊTRE JETÉES.

NOTICE DISPONIBLE AU TÉLÉCHARGEMENT SUR :
WWW.RG-RACING.COM



<u>OUTILS REQUIS</u>	<u>VALEURS DE SERRAGE</u>
<ul style="list-style-type: none"> • CLÉS ALLEN. • PINCE À BEC POINTU. • COUPE-CÂBLE OU CISEAUX. • 10mm CLÉ À MOLETTE 	<p>M4 BOULON = 8Nm</p> <p>M5 BOULON = 12Nm</p> <p>M6 BOULON = 15Nm</p> <p>M8 BOULON = 20Nm</p> <p>M10 BOULON = 40Nm</p> <p>M12 BOULON = 40Nm</p>

LÉGENDE

ARTICLE NO.	DESCRIPTION	QTÉ
ARTICLE 1	RAD0108 PROTECTION RADIATEUR	1
ARTICLE 2	COLLIER DE SERRAGE (PACK DE 4)	1
ARTICLE 3	RSG0005 STICKERS EN CAOUTCHOUC	3
ARTICLE 4	RSG0002 PETITS STICKERS	2
ARTICLE 5	100mm BANDEAU DE MOUSSE ADHÉSIF	2

PHOTOS DE MONTAGE



Photo 1




Photo 2




Photo 3



Photo 4




Photo 5




Photo 6

NOTICE DE MONTAGE

- Pour monter le protège-radiateur sur la moto, coupez la bande de mousse fournie en morceaux de 10 mm de large et collez-les à l'arrière du cadre du protège-radiateur, de manière à ce qu'ils se trouvent entre le protège-radiateur et le radiateur.
- Dévissez et retirez les 2 boulons sur le capot supérieur de la protection montré sur la photo 1.
- Dévisser et retirer les 2 écrous de la face avant du capot de la protection indiqué sur la Photo 2 en prenant soin de ne pas faire tomber les rondelles derrière.
- Répétez les étapes ci-dessus du côté opposé de la moto.
- Dévisser et retirer les 2 entretoises de cosses montrées sur les photos 3 & 4.
- Montez le protège-radiateur en place en le positionnant sur les 4 goujons saillants comme indiqué sur la Photo 5.
- Rattachez les entretoises illustrées sur les photos 3 et 4 pour fixer le bas du protège-radiateur.
- Placez les capots extérieurs de la protection sur le dessus de la protection et fixez les 4 écrous retirés à l'étape 2. Les supports inférieurs de la protection doivent reposer derrière l'entretoise et le capot comme indiqué sur la photo 6.
- Serrez les 4 boulons retirés à l'étape 1 pour fixer les capots en place.

R&G Racing

Unit 1, Shelley's Lane, East Worldham, Alton, Hampshire, GU34 3AQ

Tel: +44 (0)1420 89007 Fax: +44 (0)1420 87301 www.rg-racing.com Email: info@rg-racing.com



ISSUE 2 – 19/1/2022 (MH)

CONSUMER NOTICE

The catalogue description and any exhibition of samples are only broad indications of the Products and R&G may make design changes which do not diminish their performance or visual appeal and supplying them in such state shall conform to the order. The Buyer acknowledges no representation or warranty (other than as to title) has been given or will apply to the Products other than those in R&G's order or confirmation and the Buyer confirms it has chosen the Products as being of merchantable quality and suitable for its particular purposes. Where R&G fits the Products or undertakes other services it shall exercise reasonable skill and care and rectify any fault free of charge unless the workmanship has been disturbed. The Buyer is responsible for ensuring that the warranty on the motorcycle is not affected by the fitting of the Products. On return of any defective Products R&G shall at its option either supply a replacement or refund the purchase money but shall not be liable if the Products have been modified or used or maintained otherwise than in accordance with R&G's or manufacturer's instructions and good engineering practice or if the defect arises from accident or neglect. Other than identified above and subject to R&G not limiting its liability for causing death and personal injury, it shall not be liable for indirect or consequential loss and otherwise its liability shall be limited to the amounts paid by the Buyer for the Products or the fitting or service concerned. These terms do not affect the Buyer's statutory rights.

R&G RACING RETURNS POLICY (NON-FAULTY GOODS)

Returns must be pre-authorized (if not pre-authorized the return will be rejected). Goods may only be returned direct to us if they were purchased direct from us (customer must prove if necessary). Otherwise to be returned to original vendor. Goods must be in re-sellable condition, in the opinion of R&G Racing. All returns are subject to a 25% restocking and handling fee (25% of the gross value exc. P&P – at the prevailing price at time of purchase). The customer must pay any and all carriage charges. No returns of discontinued products, unless within 14 days of purchase. This policy does not affect your statutory rights and does not refer to faulty goods.

R&G Racing

Unit 1, Shelley's Lane, East Worldham, Alton, Hampshire, GU34 3AQ

Tel: +44 (0)1420 89007 Fax: +44 (0)1420 87301 www.rg-racing.com Email: info@rg-racing.com