



## **FITTING INSTRUCTIONS FOR RAD0291PRO**



**THIS KIT CONTAINS THE ITEMS PICTURED AND LABELLED OVER PAGE.**

SOME PARTS MAY BE SHOWN FOR CLARITY OF INSTRUCTIONS ONLY.

DO NOT PROCEED UNTIL YOU ARE SURE ALL PARTS ARE PRESENT.

**PLEASE READ ALL INSTRUCTIONS BEFORE PROCEEDING.**

**IF IN ANY DOUBT WHEN FITTING OUR PRODUCTS, CONSULT ONE OF OUR DEALERS  
OR HAVE FITTED BY A QUALIFIED TECHNICIAN.**

PLEASE NOTE THAT THE WAY THE KIT IS PACKED DOES NOT NECESSARILY REPRESENT THE WAY OF  
MOUNTING TO THE BIKE.

IN THE EVENT OF RUBBER WASHERS BEING USED TO HOLD COMPONENTS ONTO BOLTS,  
THESE RUBBER WASHERS CAN BE THROWN AWAY.

**DIGITAL COPIES OF THESE INSTRUCTIONS ARE AVAILABLE FROM:**

[WWW.RG-RACING.COM](http://WWW.RG-RACING.COM)




<u>TOOLS REQUIRED</u>	<u>GENERAL TORQUE SETTINGS</u>
<ul style="list-style-type: none"> <li>• TORX BIT SET</li> <li>• FLAT HEAD SCREWDRIVER</li> </ul>	<p>M4 BOLT = 8Nm                      M5 BOLT = 12Nm                      M6 BOLT = 15Nm                      M8 BOLT = 20Nm                      M10 BOLT = 40Nm                      M12 BOLT = 40Nm</p>

**LEGEND**


ITEM NO.	DESCRIPTION	QTY
ITEM 1	RAD0291PRO (ALUMINIUM RADIATOR GUARD)	1
ITEM 2	RB50-20-00FG (RUBBER GROMMETS)	5
ITEM 3	CT220 (220mm CABLE TIES)	4

**FITTING DIAGRAM**





## **FITTING PICTURES**



PICTURE 1



PICTURE 2



PICTURE 3

## **FITTING INSTRUCTIONS**

- Carefully remove the RHS & LHS fairing, refer to owner's manual if necessary.
- Push the 5 x rubber grommets (**ITEM 2**) into the 5 x holes in the radiator guard (**ITEM 1**) making sure the pointed ends of the grommets are facing OUTWARDS as shown in **FITTING DIAGRAM** above (towards the front wheel when the guard is installed)
- Remove the 2 x bolts joining the radiator guard to the oil cooler, as shown in **PICTURE 1**.
- Offer the rad guard up to the radiator whilst positioning the rad guard tabs between the radiator and oil cooler joining points as shown in **PICTURE 2**.
- Secure with the original bolts.
- Secure the top corners of the radiator guard by threading a cable tie (**ITEM 3**) through the guard's upper securing slots and looping them around the radiator mounting points, as shown in **PICTURE 3**.

R&G Racing

Unit 1, Shelley's Lane, East Worldham, Alton, Hampshire, GU34 3AQ

Tel: +44 (0)1420 89007 Fax: +44 (0)1420 87301 [www.rg-racing.com](http://www.rg-racing.com) Email: [info@rg-racing.com](mailto:info@rg-racing.com)



**See more R&G products for your Motorcycle in the link below:**

[R&G Racing | All Products for BMW - S1000RR \(2023\) \(rg-racing.com\)](http://rg-racing.com)

ISSUE 1 07/02/2023 AO

#### **CONSUMER NOTICE**

The catalogue description and any exhibition of samples are only broad indications of the Products and R&G may make design changes which do not diminish their performance or visual appeal and supplying them in such state shall conform to the order. The Buyer acknowledges no representation or warranty (other than as to title) has been given or will apply to the Products other than those in R&G's order or confirmation and the Buyer confirms it has chosen the Products as being of merchantable quality and suitable for its particular purposes. Where R&G fits the Products or undertakes other services it shall exercise reasonable skill and care and rectify any fault free of charge unless the workmanship has been disturbed. The Buyer is responsible for ensuring that the warranty on the motorcycle is not affected by the fitting of the Products. On return of any defective Products R&G shall at its option either supply a replacement or refund the purchase money but shall not be liable if the Products have been modified or used or maintained otherwise than in accordance with R&G's or manufacturer's instructions and good engineering practice or if the defect arises from accident or neglect. Other than identified above and subject to R&G not limiting its liability for causing death and personal injury, it shall not be liable for indirect or consequential loss and otherwise its liability shall be limited to the amounts paid by the Buyer for the Products or the fitting or service concerned. These terms do not affect the Buyer's statutory rights.

#### **R&G RACING RETURNS POLICY (NON-FAULTY GOODS)**

Returns must be pre-authorized (if not pre-authorized the return will be rejected). Goods may only be returned direct to us if they were purchased direct from us (customer must prove if necessary). Otherwise to be returned to original vendor. Goods must be in re-sellable condition, in the opinion of R&G Racing. All returns are subject to a 25% restocking and handling fee (25% of the gross value exc. P&P – at the prevailing price at time of purchase). The customer must pay any and all carriage charges. No returns of discontinued products, unless within 14 days of purchase. This policy does not affect your statutory rights and does not refer to faulty goods.

R&G Racing

Unit 1, Shelley's Lane, East Worldham, Alton, Hampshire, GU34 3AQ

Tel: +44 (0)1420 89007 Fax: +44 (0)1420 87301 [www.rg-racing.com](http://www.rg-racing.com) Email: [info@rg-racing.com](mailto:info@rg-racing.com)



## **NOTICE DE MONTAGE POUR RAD0291PRO**



**CE KIT CONTIENT LES ARTICLES ILLUSTRÉS ET ÉTIQUETES SUR LA PAGE.**

CERTAINES PARTIES PEUVENT ÊTRE PRÉSENTES UNIQUEMENT POUR LA CLARTÉ DES INSTRUCTIONS.

NE PAS PROCÉDER AU MONTAGE TANT QUE VOUS N'ÊTES PAS SÛR QUE TOUTES LES PIÈCES SOIENT PRÉSENTES.

**VEUILLEZ LIRE TOUTES LES INSTRUCTIONS AVANT DE CONTINUER.**

**EN CAS DE DOUTE LORS DU MONTAGE DE NOS PRODUITS, CONSULTEZ UN DE NOS REVENDEURS OU FAITES APPEL À UN TECHNICIEN QUALIFIÉ.**

VEUILLEZ NOTER QUE LA FAÇON DONT LE KIT EST EMBALLÉ NE REPRÉSENTE PAS NECESSAIREMENT LA MANIÈRE DE LE MONTER SUR LA MOTO.

SI DES RONDELLES EN CAOUTCHOUC SONT UTILISÉES POUR MAINTENIR LES COMPOSANTS SUR LES BOULONS, ELLES PEUVENT ÊTRE JETÉES.

**NOTICE DISPONIBLE AU TÉLÉCHARGEMENT SUR :**

[WWW.RG-RACING.COM](http://WWW.RG-RACING.COM)

R&G Racing

Unit 1, Shelley's Lane, East Worldham, Alton, Hampshire, GU34 3AQ

Tel: +44 (0)1420 89007 Fax: +44 (0)1420 87301 [www.rg-racing.com](http://www.rg-racing.com) Email: [info@rg-racing.com](mailto:info@rg-racing.com)

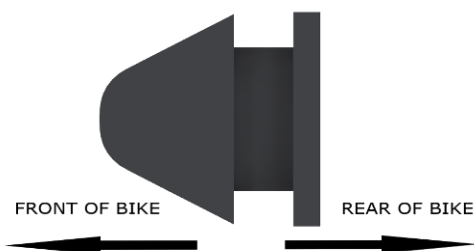


<b><u>OUTILS REQUIS</u></b>	<b><u>VALEURS DE SERRAGE</u></b>
<ul style="list-style-type: none"> <li>• CLÉ TORX</li> <li>• TOURNEVIS PLAT</li> </ul>	M4 BOULON = 8Nm M5 BOULON = 12Nm M6 BOULON = 15Nm M8 BOULON = 20Nm M10 BOULON = 40Nm M12 BOULON = 40Nm

### **LÉGENDE**

<b>ARTICLE NO.</b>	<b>DESCRIPTION</b>	<b>QTÉ</b>
ARTICLE 1	RAD0291PRO (PROTECTION RADIATEUR EN ALU)	1
ARTICLE 2	RB50-20-00FG (OEILLETS EN CAOUTCHOUC)	5
ARTICLE 3	CT220 (220mm COLLIERS DE SERRAGE)	4

### **SCHÉMA DE MONTAGE**







## **PHOTOS DE MONTAGE**




PHOTO 1



PHOTO 2




PHOTO 3

## **NOTICE DE MONTAGE**

- Retirez soigneusement le carénage DROIT et GAUCHE, reportez-vous au manuel d'utilisateur si nécessaire.
- Poussez les 5 œillets en caoutchouc (ARTICLE 2) dans les 5 orifices de la protection radiateur (ARTICLE 1) en vous assurant que les extrémités pointues des œillets soient orientées VERS L'EXTÉRIEUR, comme indiqué sur le SCHÉMA DE MONTAGE ci-dessus (vers la roue avant lorsque la protection est installée)
- Retirez les 2 boulons reliant la protection radiateur au refroidisseur d'huile, comme indiqué sur la PHOTO 1.
- Présentez la protection radiateur sur le radiateur tout en positionnant les languettes de la protection radiateur entre les points de jonction du radiateur et du refroidisseur d'huile, comme indiqué sur la PHOTO 2.

R&G Racing

Unit 1, Shelley's Lane, East Worldham, Alton, Hampshire, GU34 3AQ

Tel: +44 (0)1420 89007 Fax: +44 (0)1420 87301 [www.rg-racing.com](http://www.rg-racing.com) Email: [info@rg-racing.com](mailto:info@rg-racing.com)



- Fixez avec les boulons d'origine.
- Fixez les coins supérieurs de la protection radiateur en enfilant un serre-câble (ARTICLE 3) dans les fentes de fixation supérieures de la protection et en les faisant passer autour des points de fixation du radiateur, comme indiqué sur la PHOTO 3.

**Voir plus de produits R&G pour votre moto via ce lien :**

[R&G Racing | All Products for BMW - S1000RR \(2023\) \(rg-racing.com\)](https://www.rg-racing.com)

ISSUE 1 07/02/2023 AO

#### **CONSUMER NOTICE**

The catalogue description and any exhibition of samples are only broad indications of the Products and R&G may make design changes which do not diminish their performance or visual appeal and supplying them in such state shall conform to the order. The Buyer acknowledges no representation or warranty (other than as to title) has been given or will apply to the Products other than those in R&G's order or confirmation and the Buyer confirms it has chosen the Products as being of merchantable quality and suitable for its particular purposes. Where R&G fits the Products or undertakes other services it shall exercise reasonable skill and care and rectify any fault free of charge unless the workmanship has been disturbed. The Buyer is responsible for ensuring that the warranty on the motorcycle is not affected by the fitting of the Products. On return of any defective Products R&G shall at its option either supply a replacement or refund the purchase money but shall not be liable if the Products have been modified or used or maintained otherwise than in accordance with R&G's or manufacturer's instructions and good engineering practice or if the defect arises from accident or neglect. Other than identified above and subject to R&G not limiting its liability for causing death and personal injury, it shall not be liable for indirect or consequential loss and otherwise its liability shall be limited to the amounts paid by the Buyer for the Products or the fitting or service concerned. These terms do not affect the Buyer's statutory rights.

#### **R&G RACING RETURNS POLICY (NON-FAULTY GOODS)**

Returns must be pre-authorized (if not pre-authorized the return will be rejected). Goods may only be returned direct to us if they were purchased direct from us (customer must prove if necessary). Otherwise to be returned to original vendor. Goods must be in re-sellable condition, in the opinion of R&G Racing. All returns are subject to a 25% restocking and handling fee (25% of the gross value exc. P&P – at the prevailing price at time of purchase). The customer must pay any and all carriage charges. No returns of discontinued products, unless within 14 days of purchase. This policy does not affect your statutory rights and does not refer to faulty goods.

R&G Racing

Unit 1, Shelley's Lane, East Worldham, Alton, Hampshire, GU34 3AQ

Tel: +44 (0)1420 89007 Fax: +44 (0)1420 87301 [www.rg-racing.com](http://www.rg-racing.com) Email: [info@rg-racing.com](mailto:info@rg-racing.com)





## MONTAGEANLEITUNG FÜR RAD0291PRO



**ALLE KIT-TEILE SIND AUF DEN NACHFOLGENDEN SEITEN ABGEBILDET UND GEKENNZEICHNET.**

DIE ABGEBILDETEN TEILE DIENEN LEDIGLICH ZUR ERKLÄRUNG.

ÜBERPRÜFEN SIE ZUERST, DASS ALLE TEILE VORHANDEN SIND.

**LESEN SIE DIE MONTAGEANLEITUNG KOMPLETT DURCH, BEVOR SIE ANFANGEN.**

**WENN SIE BEI DER MONTAGE DIESES PRODUKTES UNSICHER SIND, BITTE EINEN UNSERER HÄNDLER KONTAKTIEREN ODER DAS KIT VON EINEM QUALIFIZIERTEN ZWEIRAD-MECHANIKER MONTIEREN LASSEN.**

DIE VERPACKUNG DER TEILE STELLT NICHT DIE REIHENFOLGE DER MONTAGE DAR.

HINWEIS FÜR KITS MIT PLASTIKUNTERLEGSCHLEIBEN AN DEN SCHRAUBEN –  
DIESE PLASTIK-UNTERLEGSCHLEIBEN WERDEN NICHT FÜR DEN EINBAU BENÖTIGT.

**EINE DIGITALE VERSION DIESER MONTAGEANLEITUNG KANN AUF FOLGENDER SEITE HERUNTERGELADEN WERDEN:**

[WWW.RG-RACING.COM](http://WWW.RG-RACING.COM)

R&G Racing

Unit 1, Shelley's Lane, East Worldham, Alton, Hampshire, GU34 3AQ

Tel: +44 (0)1420 89007 Fax: +44 (0)1420 87301 [www.rg-racing.com](http://www.rg-racing.com) Email: [info@rg-racing.com](mailto:info@rg-racing.com)



**SIE BENÖTIGEN FOLGENDES WERKZEUG:**

- SATZ TORX-SCHLÜSSEL/- EINSÄTZE
- FLACHKLINGEN-SCHRAUBENDREHER

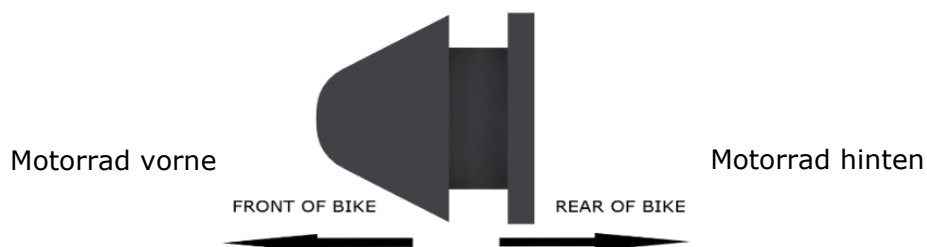
**ALLGEM. ANZUGSDREHMOMENT**

M4 SCHRAUBE = 8Nm  
M5 SCHRAUBE = 12Nm  
M6 SCHRAUBE = 15Nm  
M8 SCHRAUBE = 20Nm  
M10 SCHRAUBE = 40Nm  
M12 SCHRAUBE = 40Nm

**LIEFERUMFANG**

ARTIKEL NR.	BESCHREIBUNG	MENGE
ARTIKEL 1	RAD0291PRO (KÜHLERSCHUTZ AUS ALUMINIUM)	1
ARTIKEL 2	RB50-20-00FG (GUMMITÜLLEN)	5
ARTIKEL 3	CT220 (220mm KABELBINDER)	4

**MONTAGE ZEICHNUNG**



**MONTAGE - ABBILDUNGEN**




ABBILDUNG 1



ABBILDUNG 2




ABBILDUNG 3

### **MONTAGEANLEITUNG**

- Entfernen Sie vorsichtig die Verkleidung an beiden Seiten (Hinweise hierzu finden Sie im Benutzerhandbuch vom Motorradhersteller, falls notwendig).
- Die 5 x Gummitüllen (**ARTIKEL 2**) in die 5 x Öffnungen im Kühlerschutz (**ARTIKEL 1**) einsetzen und sicherstellen, dass die spitzen Enden nach AUSSEN gerichtet sind wie in der ZEICHNUNG MONTAGE oben abgebildet (Richtung Vorderrad, wenn der Schutz montiert ist).
- Entfernen Sie die 2 x Schrauben, die den Kühlerschutz und den Ölkühler verbinden, wie in **ABBILDUNG 1** abgebildet.
- Den Kühlerschutz an den Kühler ansetzen und die Laschen am Kühlerschutz zwischen den Verbindungspunkten am Kühler und Ölkühler positionieren wie in **ABBILDUNG 2** abgebildet.
- Die Einheit mit den Originalschrauben befestigen.
- Sichern Sie die oberen Ecken des Kühlerschutz, indem Sie einen Kabelbinder (**ARTIKEL 3**) durch die oberen Schlitzte am Kühlerschutz führen und um die Montagepunkte des Kühlers wickeln wie in **ABBILDUNG 3** abgebildet.

**Klicken Sie hier, um weitere R&G Produkte für Ihr Motorrad zu finden:**  
[R&G Racing | All Products for BMW - S1000RR \(2023\) \(rg-racing.com\)](https://www.rg-racing.com)

AUSGABE 1 07/02/2023 AO

#### **CONSUMER NOTICE**

The catalogue description and any exhibition of samples are only broad indications of the Products and R&G may make design changes which do not diminish their performance or visual appeal and supplying them in such state shall conform to the order. The Buyer acknowledges no representation or warranty (other than as to title) has been given or will apply to the Products other than those in R&G's order or confirmation and the Buyer confirms it has chosen the Products as being of merchantable quality and suitable for its particular purposes. Where R&G fits the Products or undertakes other services it shall exercise reasonable skill and care and rectify any fault free of charge unless the workmanship has been disturbed. The Buyer is responsible for

R&G Racing

Unit 1, Shelley's Lane, East Worldham, Alton, Hampshire, GU34 3AQ

Tel: +44 (0)1420 89007 Fax: +44 (0)1420 87301 [www.rg-racing.com](https://www.rg-racing.com) Email: [info@rg-racing.com](mailto:info@rg-racing.com)



ensuring that the warranty on the motorcycle is not affected by the fitting of the Products. On return of any defective Products R&G shall at its option either supply a replacement or refund the purchase money but shall not be liable if the Products have been modified or used or maintained otherwise than in accordance with R&G's or manufacturer's instructions and good engineering practice or if the defect arises from accident or neglect. Other than identified above and subject to R&G not limiting its liability for causing death and personal injury, it shall not be liable for indirect or consequential loss and otherwise its liability shall be limited to the amounts paid by the Buyer for the Products or the fitting or service concerned. These terms do not affect the Buyer's statutory rights.

**R&G RACING RETURNS POLICY (NON-FAULTY GOODS)**

Returns must be pre-authorized (if not pre-authorized the return will be rejected). Goods may only be returned direct to us if they were purchased direct from us (customer must prove if necessary). Otherwise to be returned to original vendor. Goods must be in re-sellable condition, in the opinion of R&G Racing. All returns are subject to a 25% restocking and handling fee (25% of the gross value exc. P&P – at the prevailing price at time of purchase). The customer must pay any and all carriage charges. No returns of discontinued products, unless within 14 days of purchase. This policy does not affect your statutory rights and does not refer to faulty goods.