




**FITTING INSTRUCTIONS FOR SRG0089**  
**STAINLESS RADIATOR GUARD**  
**KTM 890R 2020-**



**THIS KIT CONTAINS THE ITEMS PICTURED AND LABELLED OVER PAGE.**

SOME PARTS MAY BE SHOWN FOR CLARITY OF INSTRUCTIONS ONLY.

IMAGES MAY SHOW OTHER RADIATOR GUARD VARIANTS BUT FITTING REMAINS THE SAME.

DO NOT PROCEED UNTIL YOU ARE SURE ALL PARTS ARE PRESENT.

**PLEASE READ ALL INSTRUCTIONS BEFORE PROCEEDING.**

**IF IN ANY DOUBT WHEN FITTING OUR PRODUCTS, CONSULT ONE OF OUR DEALERS  
OR HAVE FITTED BY A QUALIFIED TECHNICIAN.**

PLEASE NOTE THAT THE WAY THE KIT IS PACKED DOES NOT NECESSARILY REPRESENT THE WAY OF  
MOUNTING TO THE BIKE.

IN THE EVENT OF RUBBER WASHERS BEING USED TO HOLD COMPONENTS ONTO BOLTS,  
THESE RUBBER WASHERS CAN BE THROWN AWAY.

**DIGITAL COPIES OF THESE INSTRUCTIONS ARE AVAILABLE FROM:**  
**[WWW.RG-RACING.COM](http://WWW.RG-RACING.COM)**

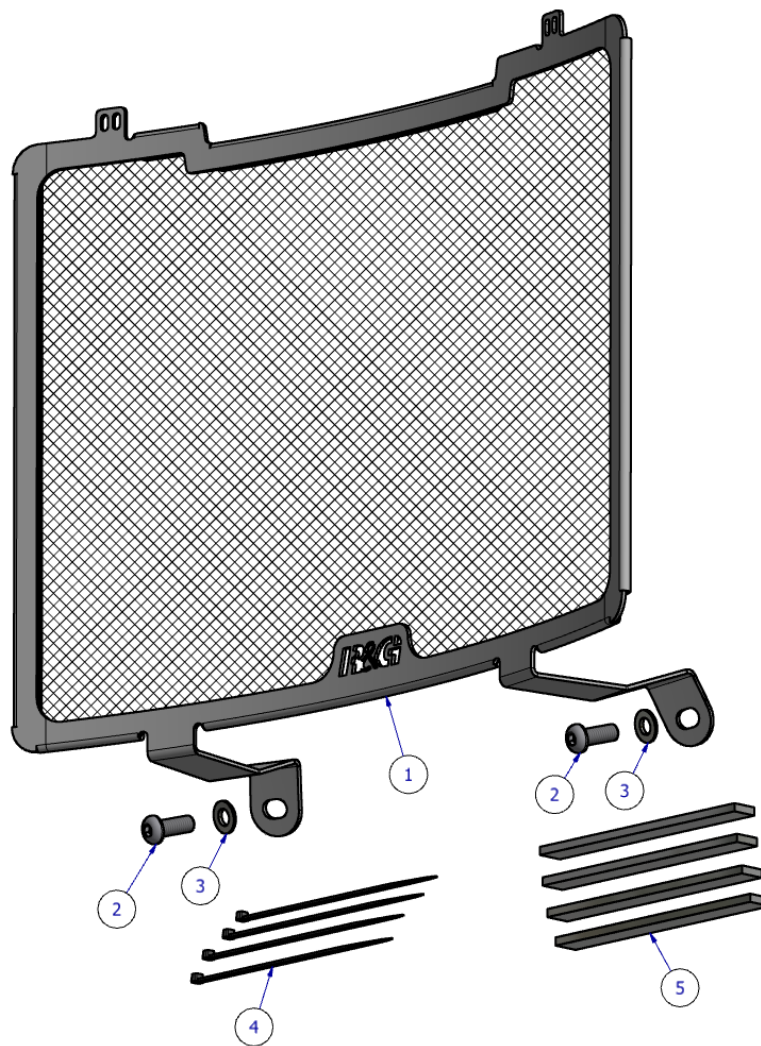
R&G Racing  
Unit 1, Shelley's Lane, East Worldham, Alton, Hampshire, GU34 3AQ  
Tel: +44 (0)1420 89007 Fax: +44 (0)1420 87301 [www.rg-racing.com](http://www.rg-racing.com) Email: [info@rg-racing.com](mailto:info@rg-racing.com)



<b><u>TOOLS REQUIRED</u></b>	<b><u>GENERAL TORQUE SETTINGS</u></b>
<ul style="list-style-type: none"> <li>• 4mm allen key</li> <li>• 10mm socket</li> </ul>	M4 BOLT = 8Nm M5 BOLT = 12Nm M6 BOLT = 15Nm M8 BOLT = 20Nm M10 BOLT = 40Nm M12 BOLT = 40Nm

### **LEGEND**

<b>ITEM NO.</b>	<b>DESCRIPTION</b>	<b>QTY</b>
ITEM 1	SRG0089 STAINLESS RADIATOR GUARD	1
ITEM 2	M6 X 12 BUTTON HEAD BOLT	2
ITEM 3	M6 WASHER	2
ITEM 4	2.5MM CABLE TIES	4
ITEM 5	SELF-ADHESIVE FOAM 100mm	8



**FITTING PICTURES**



PICTURE 1



PICTURE 2



PICTURE 3

### **FITTING INSTRUCTIONS**

- Remove the 2 hex bolts shown in picture 1 using a 10mm socket or torx tool.
- Cut the self-adhesive foam strips (**item 5**) into 10mm strips and affix these to the rear frame of the radiator guard so that the foam will sit between the radiator and radiator guard when mounted.
- Offer the rad guard (**item 1**) into position as shown in picture 2.
- Using one M6 bolt (**item 2**) and M6 washer (**item 3**) per side, affix the rad guard to the lower mounts of the radiator as shown in the assembly diagram.
- Pass one cable tie (**item 4**) per side through the radiator guard cable tie mounts and loop around the upper radiator mounts as shown in picture 3 to secure the top of the radiator guard.
- Check radiator guard is secure and bolts are tightened to the correct torque before riding.

ISSUE 1 - 07/11/2020 (DM)

### **CONSUMER NOTICE**

The catalogue description and any exhibition of samples are only broad indications of the Products and R&G may make design changes which do not diminish their performance or visual appeal and supplying them in such state shall conform to the order. The Buyer acknowledges no representation or warranty (other than as to title) has been given or will apply to the Products other than those in R&G's order or confirmation and the Buyer confirms it has chosen the Products as being of merchantable quality and suitable for its particular purposes. Where R&G fits the Products or undertakes other services it shall exercise reasonable skill and care and rectify any fault free of charge unless the workmanship has been disturbed. The Buyer is responsible for ensuring that the warranty on the motorcycle is not affected by the fitting of the Products. On return of any defective Products R&G shall at its option either supply a replacement or refund the purchase money but shall not be liable if the Products have been modified or used or maintained otherwise than in accordance with R&G's or manufacturer's instructions and good engineering practice or if the defect arises from accident or neglect. Other than identified above and subject to R&G not limiting its liability for causing death and personal injury, it shall not be liable for indirect or consequential loss and otherwise its liability shall be limited to the amounts paid by the Buyer for the Products or the fitting or service concerned. These terms do not affect the Buyer's statutory rights.

### **R&G RACING RETURNS POLICY (NON-FAULTY GOODS)**

Returns must be pre-authorized (if not pre-authorized the return will be rejected). Goods may only be returned direct to us if they were purchased direct from us (customer must prove if necessary). Otherwise to be returned to original vendor. Goods must be in re-sellable condition, in the opinion of R&G Racing. All returns are subject to a 25% restocking and handling fee (25% of the gross value exc. P&P - at the prevailing price at time of

R&G Racing

Unit 1, Shelley's Lane, East Worldham, Alton, Hampshire, GU34 3AQ

Tel: +44 (0)1420 89007 Fax: +44 (0)1420 87301 [www.rg-racing.com](http://www.rg-racing.com) Email: [info@rg-racing.com](mailto:info@rg-racing.com)




purchase). The customer must pay any and all carriage charges. No returns of discontinued products, unless within 14 days of purchase. This policy does not affect your statutory rights and does not refer to faulty goods.





**NOTICE DE MONTAGE POUR SRG0089**  
**PROTECTION RADIATEUR**  
**KTM 890R 2020-**



**CE KIT CONTIENT LES ARTICLES ILLUSTRÉS ET ÉTIQUETÉS SUR LA PAGE.**

CERTAINES PARTIES PEUVENT ÊTRE PRÉSENTES UNIQUEMENT POUR LA CLARTÉ DES INSTRUCTIONS.

NE PAS PROCÉDER AU MONTAGE TANT QUE VOUS N'ÊTES PAS SÛR QUE TOUTES LES PIÈCES SOIENT PRÉSENTES.

**VEUILLEZ LIRE TOUTES LES INSTRUCTIONS AVANT DE CONTINUER.**

**EN CAS DE DOUTE LORS DU MONTAGE DE NOS PRODUITS, CONSULTEZ UN DE NOS REVENDEURS OU FAITES APPEL À UN TECHNICIEN QUALIFIÉ.**

VEUILLEZ NOTER QUE LA FAÇON DONT LE KIT EST EMBALLÉ NE REPRÉSENTE PAS NECESSAIREMENT LA MANIÈRE DE LE MONTER SUR LA MOTO.

SI DES RONDELLES EN CAOUTCHOUC SONT UTILISÉES POUR MAINTENIR LES COMPOSANTS SUR LES BOULONS, ELLES PEUVENT ÊTRE JETÉES.

**NOTICE DISPONIBLE AU TÉLÉCHARGEMENT SUR :**

[WWW.RG-RACING.COM](http://WWW.RG-RACING.COM)

R&G Racing

Unit 1, Shelley's Lane, East Worldham, Alton, Hampshire, GU34 3AQ

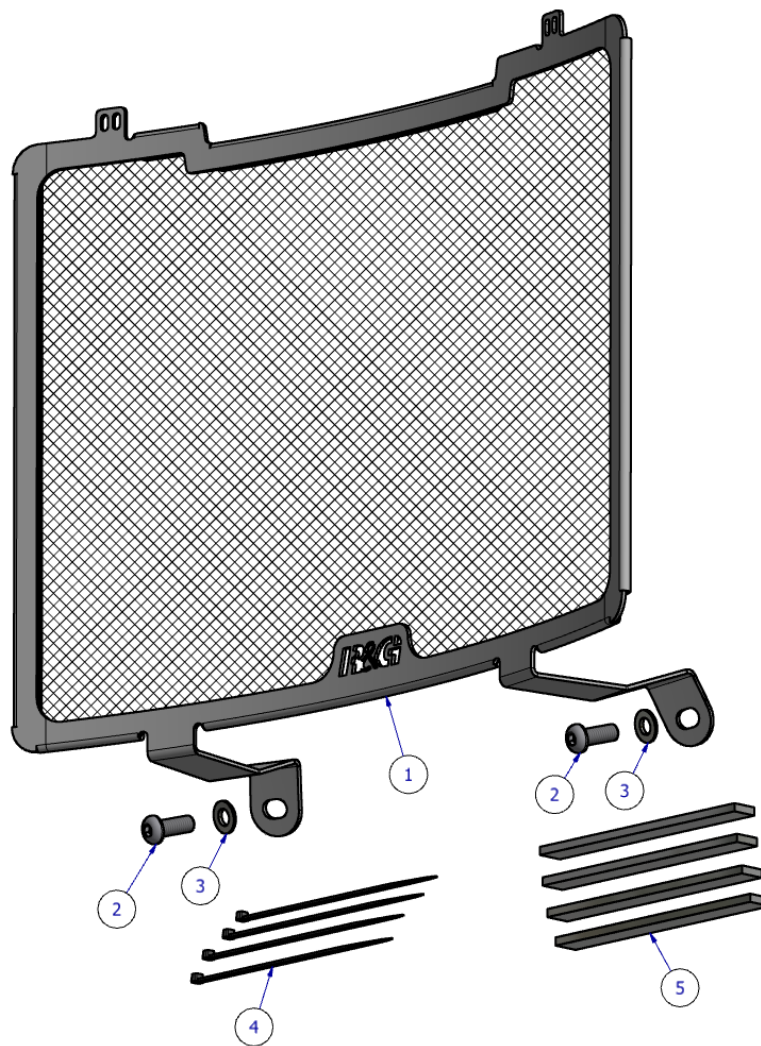
Tel: +44 (0)1420 89007 Fax: +44 (0)1420 87301 [www.rg-racing.com](http://www.rg-racing.com) Email: [info@rg-racing.com](mailto:info@rg-racing.com)



<b><u>OUTILS REQUIS</u></b>	<b><u>VALEURS DE SERRAGE</u></b>
<ul style="list-style-type: none"> <li>• Clé Allen 4mm</li> <li>• Clé à molette 10mm</li> </ul>	M4 BOULON = 8Nm M5 BOULON = 12Nm M6 BOULON = 15Nm M8 BOULON = 20Nm M10 BOULON = 40Nm M12 BOULON = 40Nm

### **LÉGENDE**

<b>ARTICLE NO.</b>	<b>DESCRIPTION</b>	<b>QTÉ</b>
ARTICLE 1	SRG0089 PROTECTION RADIATEUR	1
ARTICLE 2	M6 X 12 BOULON	2
ARTICLE 3	M6 RONDELLE	2
ARTICLE 4	2.5MM COLLIERS DE SERRAGE	4
ARTICLE 5	MOUSSE AUTOCOLLANTE 100mm	8



**PHOTOS DE MONTAGE**



PHOTO 1



PHOTO 2





PHOTO 3

### **NOTICE DE MONTAGE**

- Retirez les 2 boulons hexagonaux illustrés sur la photo 1 à l'aide d'une douille de 10 mm ou d'une clé torx.
- Coupez les bandes de mousse autocollantes (article 5) en bandes de 10 mm et collez-les sur le cadre arrière de la protection radiateur de manière à ce que la mousse se place entre le radiateur et le protège-radiateur une fois montée.
- Présenter la protection radiateur (article 1) en position comme indiqué sur la photo 2.
- A l'aide d'une vis M6 (article 2) et d'une rondelle M6 (article 3) par côté, fixer la protection sur les supports inférieurs du radiateur comme indiqué sur le schéma de montage.
- Faites passer un serre-câbles (article 4) de chaque côté à travers les supports de serre-câbles de la protection radiateur et bouclez autour des supports de radiateur supérieurs comme indiqué sur la photo 3 pour fixer le haut de la protection radiateur.
- Vérifiez que la protection radiateur soit sécurisée et que les boulons soient serrés au couple correct avant de rouler.

ISSUE 1 - 07/11/2020 (DM)

### **CONSUMER NOTICE**

The catalogue description and any exhibition of samples are only broad indications of the Products and R&G may make design changes which do not diminish their performance or visual appeal and supplying them in such state shall conform to the order. The Buyer acknowledges no representation or warranty (other than as to title) has been given or will apply to the Products other than those in R&G's order or confirmation and the Buyer confirms it has chosen the Products as being of merchantable quality and suitable for its particular purposes. Where R&G fits the Products or undertakes other services it shall exercise reasonable skill and care and rectify any fault free of charge unless the workmanship has been disturbed. The Buyer is responsible for ensuring that the warranty on the motorcycle is not affected by the fitting of the Products. On return of any defective Products R&G shall at its option either supply a replacement or refund the purchase money but shall not be liable if the Products have been modified or used or maintained otherwise than in accordance with R&G's or manufacturer's instructions and good engineering practice or if the defect arises from accident or neglect. Other than identified above and subject to R&G not limiting its liability for causing death and personal injury, it shall not be liable for indirect or consequential loss and otherwise its liability shall be limited to the amounts paid by the Buyer for the Products or the fitting or service concerned. These terms do not affect the Buyer's statutory rights.

R&G Racing

Unit 1, Shelley's Lane, East Worldham, Alton, Hampshire, GU34 3AQ

Tel: +44 (0)1420 89007 Fax: +44 (0)1420 87301 [www.rg-racing.com](http://www.rg-racing.com) Email: [info@rg-racing.com](mailto:info@rg-racing.com)

**R&G RACING RETURNS POLICY (NON-FAULTY GOODS)**

Returns must be pre-authorized (if not pre-authorized the return will be rejected). Goods may only be returned direct to us if they were purchased direct from us (customer must prove if necessary). Otherwise to be returned to original vendor. Goods must be in re-sellable condition, in the opinion of R&G Racing. All returns are subject to a 25% restocking and handling fee (25% of the gross value exc. P&P – at the prevailing price at time of purchase). The customer must pay any and all carriage charges. No returns of discontinued products, unless within 14 days of purchase. This policy does not affect your statutory rights and does not refer to faulty goods.

R&amp;G Racing

Unit 1, Shelley's Lane, East Worldham, Alton, Hampshire, GU34 3AQ

Tel: +44 (0)1420 89007 Fax: +44 (0)1420 87301 [www.rg-racing.com](http://www.rg-racing.com) Email: [info@rg-racing.com](mailto:info@rg-racing.com)



**MONTAGEANLEITUNG FÜR SRG0089**  
**EDELSTAHL KÜHLERSCHUTZ**  
**KTM 890R 2020-**



**ALLE KIT-TEILE SIND AUF DEN NACHFOLGENDEN SEITEN ABGEBILDET UND GEKENNZEICHNET.**

DIE ABGEBILDETEN TEILE DIENEN LEDIGLICH ZUR ERKLÄRUNG.

IN DEN ABBILDUNGEN KÖNNEN EVTL. ANDERE KÜHLERSCHUTZ-MODELLE ABGEBILDET SEIN – DIE MONTAGE BLEIBT JEDOCH GLEICH!

ÜBERPRÜFEN SIE ZUERST, DASS ALLE TEILE VORHANDEN SIND.

**LESEN SIE DIE MONTAGEANLEITUNG KOMPLETT DURCH, BEVOR SIE ANFANGEN.**

**WENN SIE BEI DER MONTAGE DIESER PRODUKTES UNSICHER SIND, BITTE EINEN UNSERER HÄNDLER KONTAKTIEREN ODER DAS KIT VON EINEM QUALIFIZIERTEN ZWEIRAD-MECHANIKER MONTIEREN LASSEN.**

DIE VERPACKUNG DER TEILE STELLT NICHT DIE REIHENFOLGE DER MONTAGE DAR.

HINWEIS FÜR KITS MIT PLASTIKUNTERLEGSCHLEIBEN AN DEN SCHRAUBEN –  
DIESE PLASTIK-UNTERLEGSCHLEIBEN WERDEN NICHT FÜR DEN EINBAU BENÖTIGT.

**EINE DIGITALE VERSION DIESER MONTAGEANLEITUNG KANN AUF  
FOLGENDER SEITE HERUNTERGELADEN WERDEN:**

**[WWW.RG-RACING.COM](http://WWW.RG-RACING.COM)**

R&G Racing

Unit 1, Shelley's Lane, East Worldham, Alton, Hampshire, GU34 3AQ


Tel: +44 (0)1420 89007 Fax: +44 (0)1420 87301 [www.rg-racing.com](http://www.rg-racing.com) Email: [info@rg-racing.com](mailto:info@rg-racing.com)



<p><b><u>SIE BENÖTIGEN FOLGENDES WERKZEUG:</u></b></p> <ul style="list-style-type: none"> <li>• 4mm Inbusschlüssel</li> <li>• 10mm Steckschlüssel</li> </ul>	<p><b><u>ALLGEM. ANZUGSDREHMOMENT:</u></b></p> <p>M4 SCHRAUBE = 8Nm  M5 SCHRAUBE = 12Nm  M6 SCHRAUBE = 15Nm  M8 SCHRAUBE = 20Nm  M10 SCHRAUBE = 40Nm  M12 SCHRAUBE = 40Nm</p>
--	---

### **LIEFERUMFANG**

<b>ARTIKEL NR.</b>	<b>BESCHREIBUNG</b>	<b>MENGE</b>
ARTIKEL 1	SRG0089 EDELSTAHL KÜHLERSCHUTZ	1
ARTIKEL 2	M6 X 12 INBUSSCHRAUBE	2
ARTIKEL 3	M6 UNTERLEGSSCHEIBE	2
ARTIKEL 4	2,5mm KABELBINDER	4
ARTIKEL 5	SELBSTKLEBENDER SCHAUMSTOFF 100mm	8



### **MONTAGE ABBILDUNGEN**

R&G Racing

Unit 1, Shelley's Lane, East Worldham, Alton, Hampshire, GU34 3AQ

Tel: +44 (0)1420 89007 Fax: +44 (0)1420 87301 [www.rg-racing.com](http://www.rg-racing.com) Email: [info@rg-racing.com](mailto:info@rg-racing.com)





ABBILDUNG 1



ABBILDUNG 2



ABBILDUNG 3

### **MONTAGEANLEITUNG**

- Entfernen Sie die zwei Sechskantschrauben, die in Abbildung 1 markiert sind mit einem 10mm Steckschlüssel oder Torx-Schlüssel.
- Schneiden Sie die mitgelieferten Schaumstoffstreifen (**Artikel 5**) in 10 mm breite Streifen und kleben Sie diese auf der Rückseite des Ölkühlerschutzrahmens, so dass sie zwischen dem Ölkühlerschutz und dem Ölkühler angebracht sind.
- Den Kühlerschutz (**Artikel 1**) in Position bringen wie in Abbildung 2 abgebildet.
- Fixieren Sie den Kühlerschutz an den unteren Halterungen an beiden Seiten mit jeweils einer M6 Schraube (**Artikel 2**) und einer M6 Unterlegscheibe **Artikel 3**) wie in der Zeichnung dargestellt.
- An beiden Seiten jeweils einen Kabelbinder (**Artikel 4**) in die Halterung für den Kabelbinder einfädeln, dann um die obere Kühler-Halterung wickeln wie in Abbildung 3 abgebildet, um den Kühlerschutz oben zu befestigen.
- Überprüfen Sie, dass der Kühlerschutz sicher befestigt ist und alle Schrauben mit dem vorgesehen Anzugsdrehmoment festgezogen sind, bevor Sie mit dem Motorrad fahren.

R&G Racing

Unit 1, Shelley's Lane, East Worldham, Alton, Hampshire, GU34 3AQ

Tel: +44 (0)1420 89007 Fax: +44 (0)1420 87301 [www.rg-racing.com](http://www.rg-racing.com) Email: [info@rg-racing.com](mailto:info@rg-racing.com)



AUSGABE 1 - 07/11/2020 (DM)

**CONSUMER NOTICE**

The catalogue description and any exhibition of samples are only broad indications of the Products and R&G may make design changes which do not diminish their performance or visual appeal and supplying them in such state shall conform to the order. The Buyer acknowledges no representation or warranty (other than as to title) has been given or will apply to the Products other than those in R&G's order or confirmation and the Buyer confirms it has chosen the Products as being of merchantable quality and suitable for its particular purposes. Where R&G fits the Products or undertakes other services it shall exercise reasonable skill and care and rectify any fault free of charge unless the workmanship has been disturbed. The Buyer is responsible for ensuring that the warranty on the motorcycle is not affected by the fitting of the Products. On return of any defective Products R&G shall at its option either supply a replacement or refund the purchase money but shall not be liable if the Products have been modified or used or maintained otherwise than in accordance with R&G's or manufacturer's instructions and good engineering practice or if the defect arises from accident or neglect. Other than identified above and subject to R&G not limiting its liability for causing death and personal injury, it shall not be liable for indirect or consequential loss and otherwise its liability shall be limited to the amounts paid by the Buyer for the Products or the fitting or service concerned. These terms do not affect the Buyer's statutory rights.

**R&G RACING RETURNS POLICY (NON-FAULTY GOODS)**

Returns must be pre-authorized (if not pre-authorized the return will be rejected). Goods may only be returned direct to us if they were purchased direct from us (customer must prove if necessary). Otherwise to be returned to original vendor. Goods must be in re-sellable condition, in the opinion of R&G Racing. All returns are subject to a 25% restocking and handling fee (25% of the gross value exc. P&P - at the prevailing price at time of purchase). The customer must pay any and all carriage charges. No returns of discontinued products, unless within 14 days of purchase. This policy does not affect your statutory rights and does not refer to faulty goods.

R&amp;G Racing

Unit 1, Shelley's Lane, East Worldham, Alton, Hampshire, GU34 3AQ

Tel: +44 (0)1420 89007 Fax: +44 (0)1420 87301 [www.rg-racing.com](http://www.rg-racing.com) Email: [info@rg-racing.com](mailto:info@rg-racing.com)