





FITTING INSTRUCTIONS FOR CP0266 CRASH PROTECTORS
DUCATI MULTISTRADA 1200 2010



PICTURE 'A'



PICTURE 'B'



REAR OF BIKE

FRONT OF BIKE

PICTURE 'C'


THIS KIT CONTAINS THE ITEMS PICTURED AND LABELLED BELOW.
DO NOT PROCEED UNTIL YOU ARE SURE ALL PARTS ARE PRESENT.

Please note that the way the kit is packed does not necessarily represent the way of mounting to the bike

Please note that in cases where kits are packed with rubber washers holding the components onto the bolt – *the rubber washers should be thrown away!*



THE PARTS SHOWN MAY BE REPRESENTATIVE ONLY (FOR CLARITY OF INSTRUCTIONS ONLY)



LEGEND

- ITEM 1= M12 ENGINE-BAR (265mm LONG) (EB052) (x1).
- ITEM 2= SPACERS (S0262) (x2).
- ITEM 3= EXTENSIONS (E0047) (x2).
- ITEM 4= PROTECTOR (B0061 WITH CS341) (x2).
- ITEM 5= PROTECTOR CAPS (BC0002) (x2).
- ITEM 6= M10x1.25x70mm LONG HEX HEAD BOLTS (x2).
- ITEM 7= M10 PLAIN WASHERS (x2).
- ITEM 8= LOCK-WASHERS (LW0001) (x2).
- ITEM 9= BUBBLE-STICKERS (RGS0005) (x4).



TOOLS REQUIRED

- Socket set to include 15, 17 and 24mm sockets and wrench.
 - Set of metric allen keys to include 8mm A/F
 - Torque wrench (up to 40Nm).

INSTRUCTIONS

- Undo the nut on the engine bolt located mid engine (as arrowed in pictures A and B).
- Take R&G tie bar and, with a soft hammer, use it to knock through the OEM bolt leaving equal amounts protruding on each side of the frame.
- Fit the extensions on each end of tie bar (the smaller diameter goes inside the frame) and tighten.
- Take the M10 bolts and slide a plain washer up to the head of the bolt, followed by one of the shake proof washers. Pass the bolts through the protectors and then slide the spacer over the bolt (the larger diameter sits against the back face of protector) and up to the protector.
- Fit the protectors with spacers to either side of the bike. **PLEASE NOTE BOBBIN MUST BE POSITIONED AS IN PICTURE 'C' ABOVE WITH BIGGER END TOWARD FRONT OF BIKE.** Tighten bolt until you feel some compression from inside the protector. Turn a little more so that you feel the compression increase slightly. Then apply a quarter turn. Do not over tighten as damage can occur to the bike. Do not exceed 40nm of torque.
- When the protectors are tight fit the caps in to the protector.
- If not already fitted fit bubble sticker into recess of bobbin cap.

DUE TO THE RISK OF CROSS-THREADING OF BOLTS ETC; WE ALWAYS RECOMMEND THAT OUR PRODUCTS BE FITTED BY ONE OF OUR OFFICIAL DEALERS OR A QUALIFIED MECHANIC.

CONSUMER NOTICE

The catalogue description and any exhibition of samples are only broad indications of the Products and R&G may make design changes which do not diminish their performance or visual appeal and supplying them in such state shall conform to the order. The Buyer acknowledges no representation or warranty (other than as to title) has been given or will apply to the Products other than those in R&G's order or confirmation and the Buyer confirms it has chosen the Products as being of merchantable quality and suitable for its particular purposes. Where R&G fits the Products or undertakes other services it shall exercise reasonable skill and care and rectify any fault free of charge unless the workmanship has been disturbed. The Buyer is responsible for ensuring that the warranty on the motorcycle is not affected by the fitting of the Products. On return of any defective Products R&G shall at its option either supply a replacement or refund the purchase money but shall not be liable if the Products have been modified or used or maintained otherwise than in accordance with R&G's or manufacturer's instructions and good engineering practice or if the defect arises from accident or neglect. Other than identified above and subject to R&G not limiting its liability for causing death and personal injury, it shall not be liable for indirect or consequential loss and otherwise its liability shall be limited to the amounts paid by the Buyer for the Products or the fitting or service concerned. These terms do not affect the Buyer's statutory rights.

R&G RACING RETURNS POLICY (NON-FAULTY GOODS)

Returns must be pre-authorized (if not pre-authorized the return will be rejected). Goods may only be returned direct to us if they were purchased direct from us (customer must prove if necessary). Otherwise to be returned to original vendor. Goods must be in resellable condition, in the opinion of R&G Racing. All returns are subject to a 25% restocking and handling fee (25% of the gross value exc. P&P – at the prevailing price at time of purchase). The customer must pay any and all carriage charges. No returns of discontinued products, unless within 14 days of purchase. This policy does not affect your statutory rights and does not refer to faulty goods.

R&G Racing

Unit 1, Shelley's Lane, East Worldham, Alton, Hampshire, GU34 3AQ

Tel: +44 (0)1420 89007 Fax: +44 (0)1420 87301 www.rg-racing.com Email: info@rg-racing.com



R&G Racing
Unit 1, Shelley's Lane, East Worldham, Alton, Hampshire, GU34 3AQ
Tel: +44 (0)1420 89007 Fax: +44 (0)1420 87301 www.rg-racing.com Email: info@rg-racing.com